

REV	LOCATIONS	DESCRIPTION	DATE	REVISER	APPD

SPECIFICATIONS

Electrical Performances

- Current Rating: 1.5A AC(rms)/DC
- Voltage Rating: 125V AC(rms)/DC
- Contact Resistance: 30 mΩ Max
- Insulation Resistance: 500 MΩ MIN
- Withstanding Voltage: 1000V AC r.m.s

Mechanical Performances

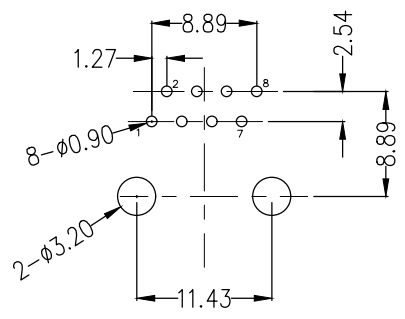
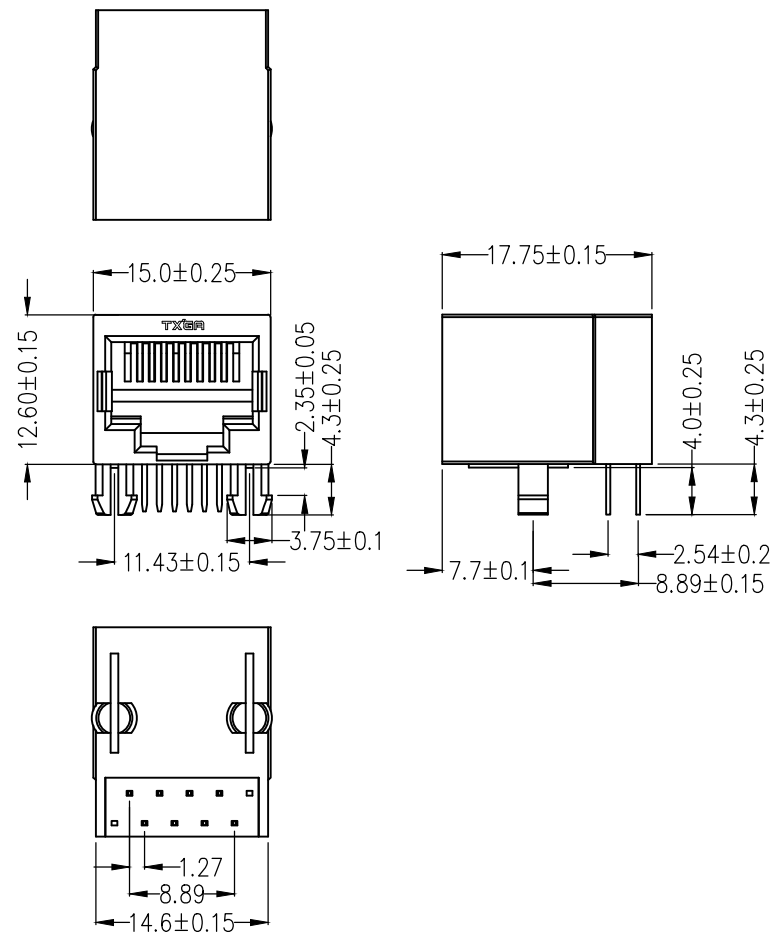
- Mating/Unmating Force: 30N Max
- Retention Strength: 50N For 60s±5s

Environmental Characteristics

Temperature Range-Operating: -40°C~+85°C

Material and Plating

- Housing: PBT UL 94V-0
- Contact: Phosphor Bronze, Gold Plated 0.075μm
- On Contact Area ,Matte-Tin Plated On Solder
- Tails, With Entire Contact Underplated Nickel 1.25μm



Recommended P.C.Board Layout(±0.05)
P.C.Board Thickness: . 2.40 Max.

<p>THIRD ANGLE PROJECTION</p>	GENERAL TOLERANCES (UNLESS SPECIFIED)		APPROVE BY	DATE	PART NO.	ITEM NO.	<p>Leader Of Industry</p>
	X. ±0.30	X.* ±5°	FRANK	01/JUL/13	FRJ45176-1303BKK01A0	FRJ45176	
	X.X ±0.20	X.X* ±2°	CHECKED BY	DATE	TITLE		
	X.XX ±0.15	X.XX* ±1°	CHERRY	01/JUL/13	RJ45 Connector 8P8C 90°Angle (DIP)		
SCALE	SIZE	X.XXX ±0.10	X.XXX* ±0.5°	DRAWN BY	DATE	THIS DRAWING CONTAINS INFORMATION THAT IS PROPRIETARY TO TXGA INDUSTRIAL ELECTRONICS(S.Z)CO.,LTD AND SHOULD NOT BE USED WITHOUT WRITTEN PERMISSION	
5:1	A4	JACOB		JACOB	01/JUL/13	REV 0	SHEET NO. 1/1

REV	LOCATIONS	DESCRIPTION	DATE	REVISER	APPD

SPECIFICATIONS

Electrical Performances

Current Rating: 1.5A AC(rms)/DC
 Voltage Rating: 125V AC(rms)/DC
 Contact Resistance: 30 mΩ Max
 Insulation Resistance: 500 MΩ MIN
 Withstanding Voltage: 1000V AC r.m.s

Mechanical Performances

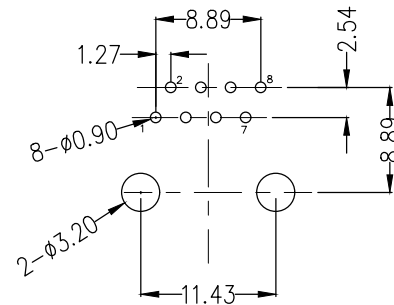
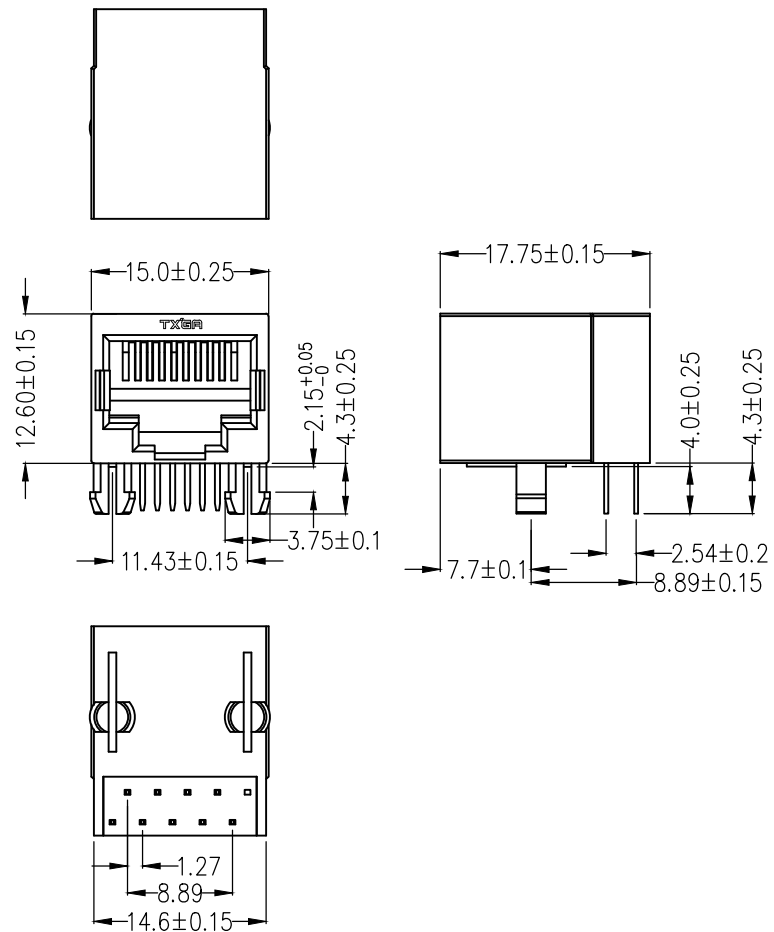
Mating/Unmating Force: 30N Max
 Retention Strength: 50N For 60s±5s

Environmental Characteristics

Temperature Range-Operating: -40°C~+85°C

Material and Plating

Housing: PBT UL 94V-0
 Contact: Phosphor Bronze, Gold Plated 0.075μm
 On Contact Area ,Matte-Tin Plated On Solder
 Tails, With Entire Contact Underplated Nickel 1.25μm



Recommended P.C. Board Layout(±0.05)

P.C. Board Thickness: . 2.00 Max.

<p>THIRD ANGLE PROJECTION</p>	GENERAL TOLERANCES (UNLESS SPECIFIED)		APPROVE BY	DATE	PART NO.	ITEM NO.	<p>Leader Of Industry</p>
	X. ±0.30	X.* ±5°	FRANK	01/JUL/13	FRJ45176-1303BKK01B0	FRJ45176	
	X.X ±0.20	X.X* ±2°	CHECKED BY	DATE	TITLE		
	X.XX ±0.15	X.XX* ±1°	CHERRY	01/JUL/13	RJ45 Connector 8P8C 90°Angle (DIP)		
SCALE	SIZE	X.XXX ±0.10	X.XXX* ±0.5°	DRAWN BY	DATE	THIS DRAWING CONTAINS INFORMATION THAT IS PROPRIETARY TO TXGA INDUSTRIAL ELECTRONICS(S.Z)CO.,LTD AND SHOULD NOT BE USED WITHOUT WRITTEN PERMISSION	
5:1	A4	JACOB		JACOB	01/JUL/13	REV 0	SHEET NO. 1/1